


Step 1



Create 16 curves and 1 circle to be the basic frame .

Step 2



Connect the curves to the circle one by one.

Step 3



16 curves connected together.

Step 4




Free hand doodling on the frame to make the balloon surface.

Step 5



Finished doodling the balloon.

Step 6




Create 5 same size squares.

Step 7



Connect 5 squares to be the basket also doodle the engine and flame.

Step 9



Connect the 4 lines to the balloon and the basket.

Step 8



Connect the engine to the basket also draw 4 straight lines.

Step 10



Finished.